

### Heating - Cooling sequence


For flexible individual - room control in residential and commercial premises. Temperature control of air conditioning systems (fan-coil). Suitable for thermal drives, motorised valves, ventilators or cooling equipment in air conditioning systems. Housing 86 x 86 mm of pure - white (RAL 9010), flame - retardant thermosplastic (fire class as per UL94 VO). Setpoint adjuster with scale of 5 ... 35°C or -5 ... 15 °C. Suitable for mounting onto walls or recessed junction boxes. Cable inlet at rear. Screw terminals (for wire of max. 2.5 mm<sup>2</sup>).

### Location

To ensure accurate control of your heating system, the room thermostat must be located in a position with good air circulation in an average temperature area. The thermostat should be mounted about 1.5m above the floor. Do not position the thermostat in a draughty area, near hot or cold pipes or in areas of direct radiant heat from the sun.

### Operation




The room temperature is measured using an internal gas filled sensor and then compared with the setpoint. An electric switching replay is operated in relation to the temperature deviation. When the setpoint has been reached, the switch moves to the mid-position (OFF). The controller's operating points are determined by the setpoint.



**CAUTION!**

Installation must be carried out by a trained service engineer.

Disconnect the power supply before beginning installation.

PRODUCT CODE	OPERATING MODE	CONTACT	SWITCH RATING	HEAT ANTICIPATOR	LOCKABLE RANGE	TEMPERATURE RANGE
CM2	Heating-cooling room thermostat	SPDT	10(3)A 230 & 24Vac	-	Yes	5 ... 35°C
CM3	Heating-cooling room thermostat c/w light	SPDT	10(3)A 230Vac	Yes	Yes	5 ... 35°C
CM3 - 24	Heating-cooling room thermostat c/w light	SPDT	12(4)A 24Vac	Yes	Yes	5 ... 35°C
CMF	Frost thermostat with light	SPST	10(3)A 230Vac	Yes	Yes	-5 ... 15°C
CMT	Heating-cooling tamperproof room thermostat	SPDT	10(3)A 230Vac	-	Yes	5 ... 35°C

POWER SUPPLY	PROTECTION CLASS	DEGREE OF PROTECTION	AMBIENT TEMPERATURE	WEIGHT (KG)
± 10%, 50Hz	II (IEC 60536)	IP20 (EN 60529)	0 ... 50°C	0.11



CM2



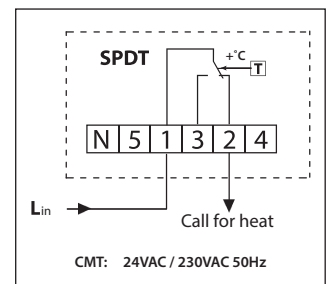
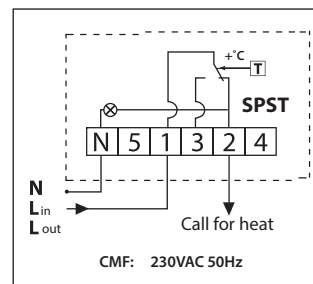
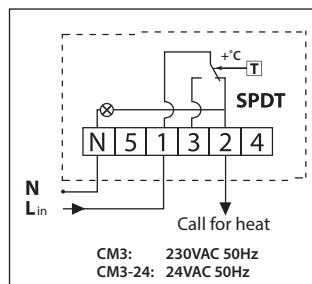
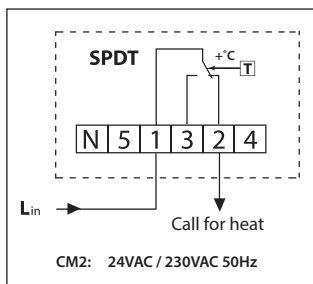
CM3 / CM3-24



CMF



CMT



Wiring diagrams above are shown for heating applications.