

# CR221PRF / CR222PRF / CR228PRF S Plan Wireless Pack

## Wiring Diagram

### Components:

- 1 x 2 Channel Wireless Programmer
- 2 x 2 Port Motorised Valve
- 1 x Wireless Room Thermostat
- 1 x Wireless Cylinder Thermostat
- 1 x Wiring Centre



### CAUTION!

Consult the boiler installation instructions before wiring!

Boiler manufacturers wiring schematics may vary:

- A permanent power supply may be required
- An overrun function may be required
- A volt-free signal from the motorised valves limit switches may be required

#### SPUR FUSED @ 3A



#### R27-RF

Wireless Programmer



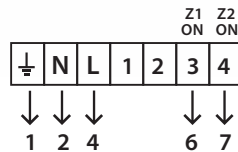
#### RFR

Room Thermostat



#### RFC

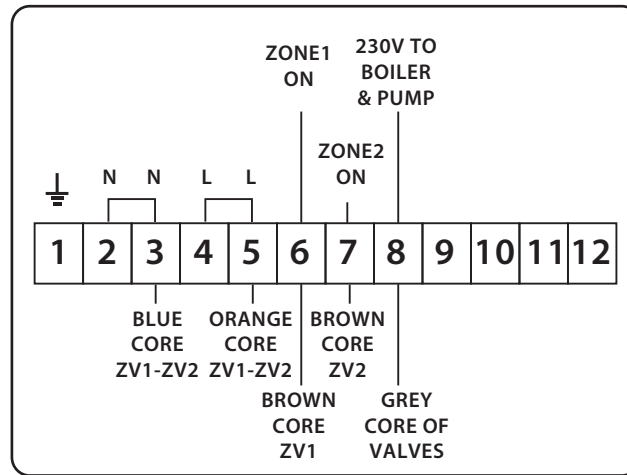
Cylinder Thermostat



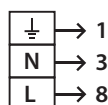
#### HEATING VALVE (ZV1)



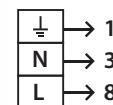
#### HEATING VALVE (ZV2)



#### WIRING CENTRE



BOILER



PUMP