

CR3PRUF / CR322PURF / CR328PURF 3 Channel Wireless Pack

Wiring Diagram

Components:

- 1 x 3 Zone Wireless Programmer
- 2 x 2 Port Motorised Valves
- 2 x Wireless Room Thermostat
- 1 x Wiring Centre



CAUTION!

Consult the boiler installation instructions before wiring!

Boiler manufacturers wiring schematics may vary:

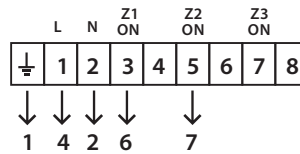
- A permanent power supply may be required
- An overrun function may be required
- A volt-free signal from the motorised valves limit switches may be required

SPUR FUSED @ 3A



R37-RF

Programmer



RFR

Room Thermostat (1)



RFR

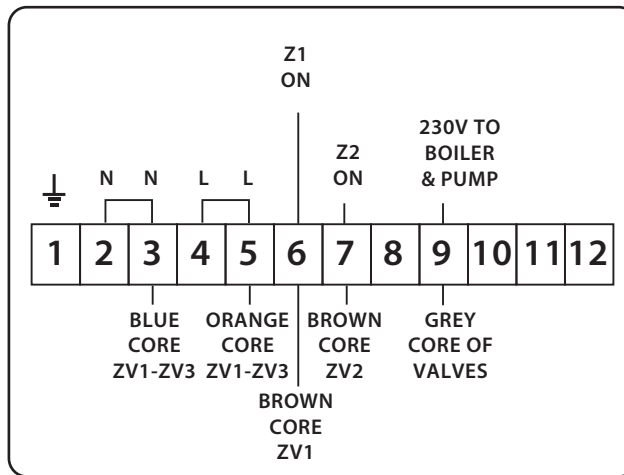
Room Thermostat (2)



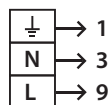
HEATING VALVE (ZV1)



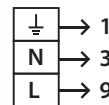
HEATING VALVE (ZV2)



WIRING CENTRE



BOILER



PUMP



EPH Controls Ireland

technical@ephcontrols.com www.ephcontrols.com

EPH Controls UK

technical@ephcontrols.co.uk www.ephcontrols.co.uk