

CR3PU / CR322PU / CR328PU 3 Channel Hardwired Unvented Pack

Wiring Diagram

Components:

- 1 x 3 Channel Programmer
- 2 x 2 Port Motorised Valve
- 2 x Room Thermostat
- 1 x Wiring Centre



CAUTION!

Consult the boiler installation instructions before wiring!

Boiler manufacturers wiring schematics may vary:

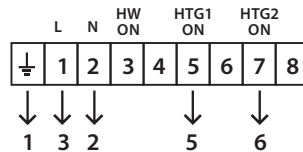
- A permanent power supply may be required
- An overrun function may be required
- A volt-free signal from the motorised valves limit switches may be required

SPUR FUSED @ 3A



R37^{v2}

Programmer



CM2

Room Thermostat (1)



CM2

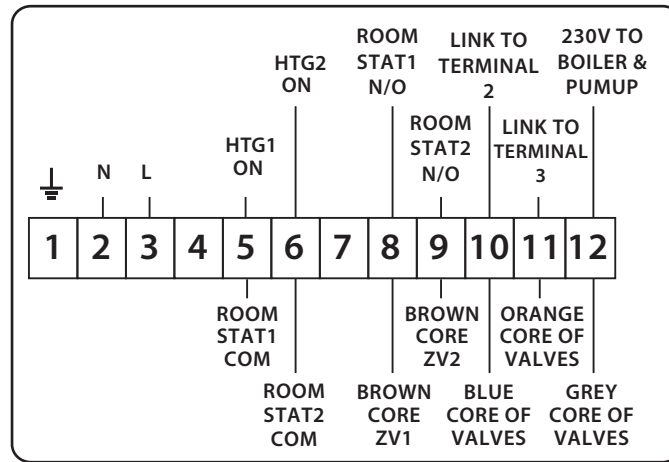
Room Thermostat (2)



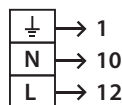
HEATING VALVE (ZV1)



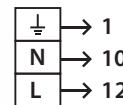
HEATING VALVE (ZV2)



WIRING CENTRE



BOILER



PUMP



EPH Controls Ireland

021 471 8440
 technical@ephcontrols.com
 Cork, T12 W665
 www.ephcontrols.com

EPH Controls UK

01933 322 072
 technical@ephcontrols.co.uk
 Harrow, HA1 1BD
 www.ephcontrols.co.uk