

CR3P / CR322P / CR328P 3 Channel Hardwired Pack

Wiring Diagram

Components:

- 1 x 3 Channel Programmer
- 3 x 2 Port Motorised Valves
- 1 x Pipe / Cylinder Thermostat
- 2 x Room Thermostat
- 1 x Wiring Centre



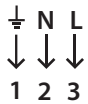
CAUTION!

Consult the boiler installation instructions before wiring!

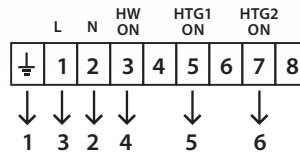
Boiler manufacturers wiring schematics may vary:

- A permanent power supply may be required
- An overrun function may be required
- A volt-free signal from the motorised valves limit switches may be required

SPUR FUSED @ 3A



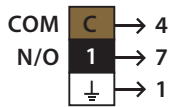
R37-HW Programmer



HOT WATER VALVE (ZV1)



WRP Pipe / Cylinder Thermostat



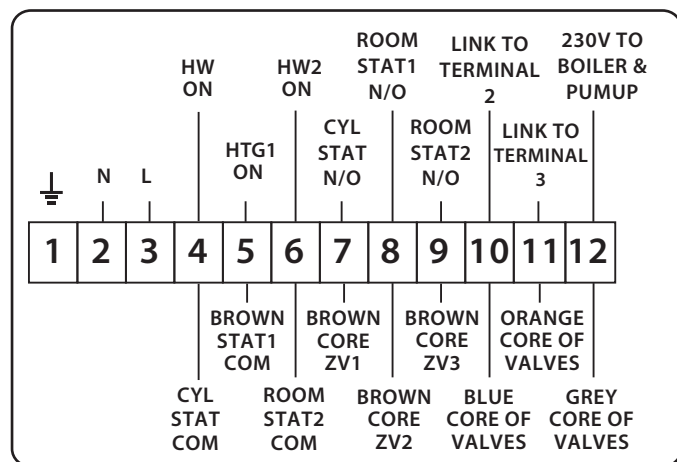
HEATING VALVE (ZV2)



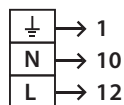
CM2 Room Thermostat (1)



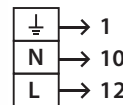
HEATING VALVE (ZV3)



WIRING CENTRE



BOILER



PUMP

