

CR3P / CR322P / CR328P 3 Channel Hardwired Pack

Wiring Diagram

Components:

- 1 x 3 Channel Programmer
- 3 x 2 Port Motorised Valves
- 1 x Pipe / Cylinder Thermostat
- 2 x Room Thermostat
- 1 x Wiring Centre



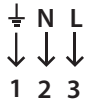
CAUTION!

Consult the boiler installation instructions before wiring!

Boiler manufacturers wiring schematics may vary:

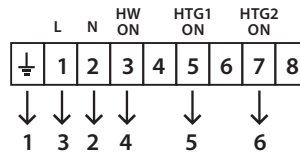
- A permanent power supply may be required
- An overrun function may be required
- A volt-free signal from the motorised valves limit switches may be required

SPUR FUSED @ 3A



R37-HW

Programmer

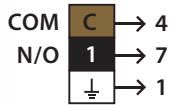


HOT WATER VALVE (ZV1)



WRP

Pipe / Cylinder Thermostat



HEATING VALVE (ZV2)

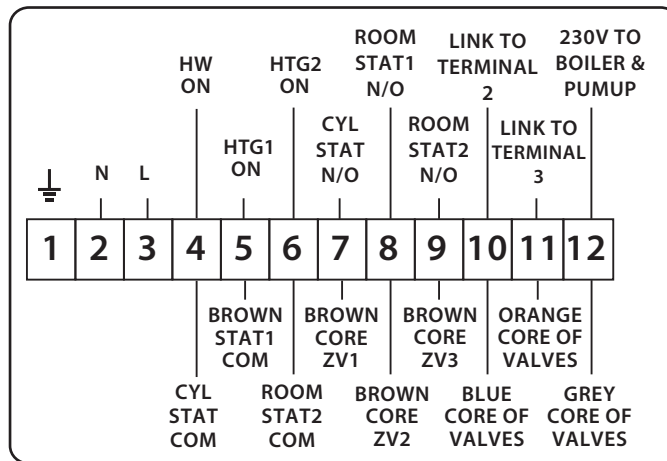



CM2

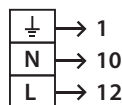
Room Thermostat (1)



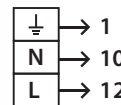
HEATING VALVE (ZV3)



WIRING CENTRE



BOILER



PUMP



EPH Controls Ireland

technical@ephcontrols.com www.ephcontrols.com

EPH Controls UK

technical@ephcontrols.co.uk www.ephcontrols.co.uk