

CR3P / CR322P / CR328P 3 Channel Hardwired Pack

Wiring Diagram

Components:

- 1 x 3 Channel Programmer
- 3 x 2 Port Motorised Valves
- 1 x Pipe / Cylinder Thermostat
- 2 x Room Thermostat
- 1 x Wiring Centre



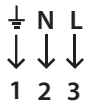
CAUTION!

Consult the boiler installation instructions before wiring!

Boiler manufacturers wiring schematics may vary:

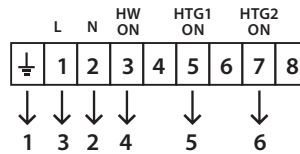
- A permanent power supply may be required
- An overrun function may be required
- A volt-free signal from the motorised valves limit switches may be required

SPUR FUSED @ 3A



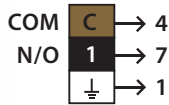
R37^{v2}

Programmer



WRP

Pipe / Cylinder Thermostat



HOT WATER VALVE (ZV1)



CM2

Room Thermostat (1)



HEATING VALVE (ZV2)

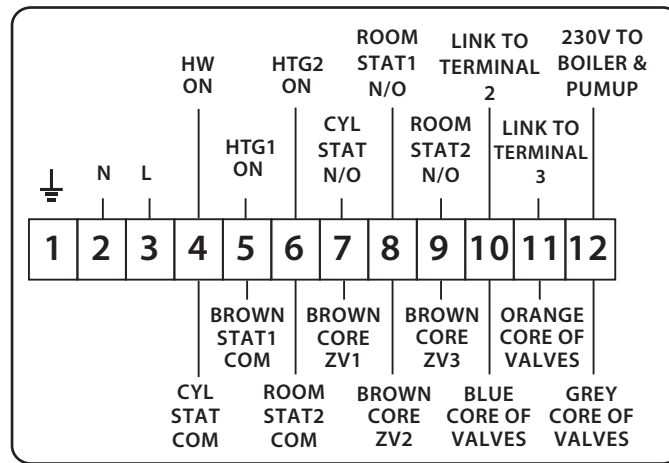


CM2

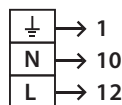
Room Thermostat (2)



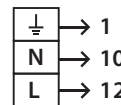
HEATING VALVE (ZV3)



WIRING CENTRE



BOILER



PUMP



EPH Controls Ireland

021 471 8440
 technical@ephcontrols.com
 Cork, T12 W665
 www.ephcontrols.com

EPH Controls UK

01933 322 072
 technical@ephcontrols.co.uk
 Harrow, HA1 1BD
 www.ephcontrols.co.uk