

CR3P-313201 / CR3P-323201

3 Channel Hardwired Pack

Wiring Diagram

Components:

- 1 x 3 Channel Programmer
- 3 x 2 Port Motorised Valve
- 3 x Room Thermostat
- 1 x Wiring Centre



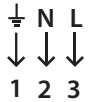
CAUTION!

Consult the boiler installation instructions before wiring!

Boiler manufacturers wiring schematics may vary:

- A permanent power supply may be required
- An overrun function may be required
- A volt-free signal from the motorised valves limit switches may be required

SPUR FUSED @ 3A



CM2

Room Thermostat (1)



CM2

Room Thermostat (2)



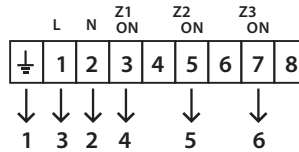
CM2

Room Thermostat (3)

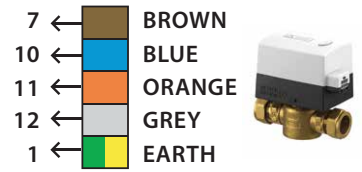


R37^{v2}

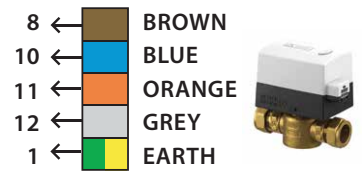
Programmer



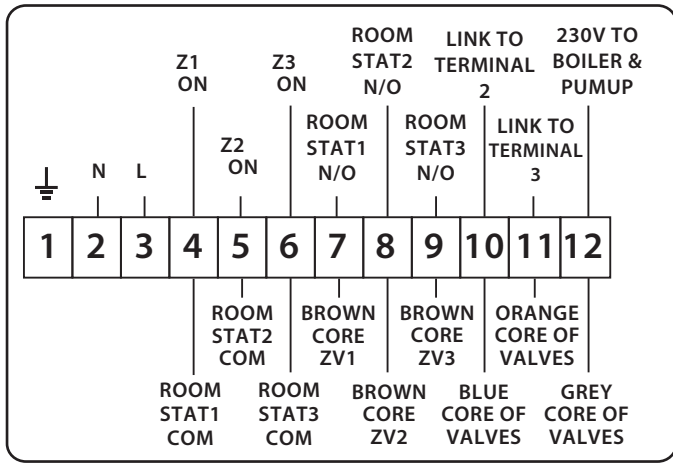
HEATING VALVE (ZV1)



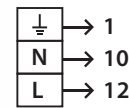
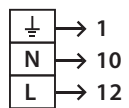
HEATING VALVE (ZV2)



HEATING VALVE (ZV3)



WIRING CENTRE



BOILER

PUMP

