

CR4P / CR422P / CR428P 4 Channel Hardwired Pack

Wiring Diagram

Components:

- 1 x 4 Channel Programmer
- 4 x 2 Port Motorised Valve
- 1 x Pipe / Cylinder Thermostat
- 3 x Room Thermostat
- 1 x Wiring Centre



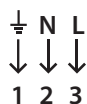
CAUTION!

Consult the boiler installation instructions before wiring!

Boiler manufacturers wiring schematics may vary:

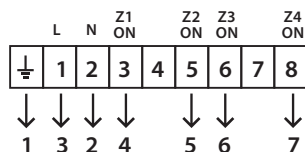
- A permanent power supply may be required
- An overrun function may be required
- A volt-free signal from the motorised valves limit switches may be required

SPUR FUSED @ 3A



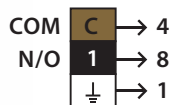
R47

Programmer



WRP

Pipe / Cylinder Thermostat

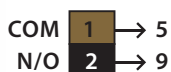


HOT WATER VALVE (ZV1)



CM2

Room Thermostat (1)

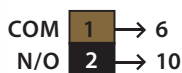


HEATING VALVE (ZV2)



CM2

Room Thermostat (2)

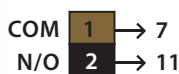


HEATING VALVE (ZV3)

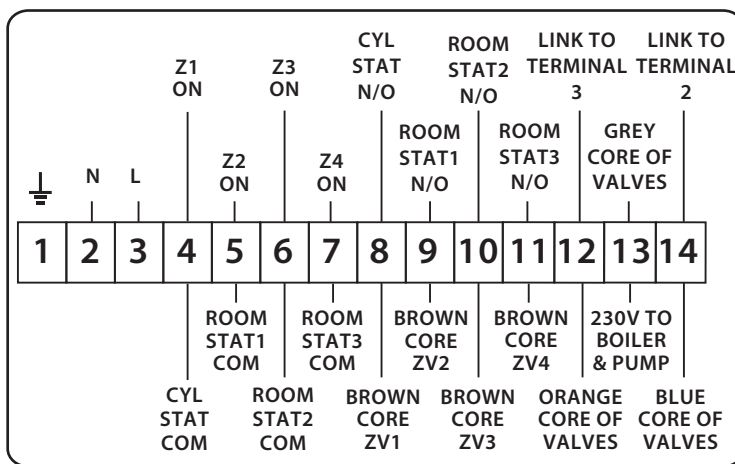


CM2

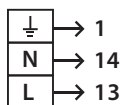
Room Thermostat (3)



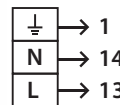
HEATING VALVE (ZV4)



WIRING CENTRE



BOILER



PUMP

