

# CR5P-212201 / CR5P-222201 S Plan Hardwired Pack

## Wiring Diagram

### Components:

- 1 x 2 Channel Programmer
- 2 x 2 Port Motorised Valve
- 2 x Room Thermostat
- 1 x Wiring Centre



**CAUTION!**

**Consult the boiler installation instructions before wiring!**

Boiler manufacturers wiring schematics may vary:

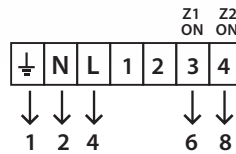
- A permanent power supply may be required
- An overrun function may be required
- A volt-free signal from the motorised valves limit switches may be required

#### SPUR FUSED @ 3A



#### R27

Programmer



#### CM2

Room Thermostat (1)



#### CM2

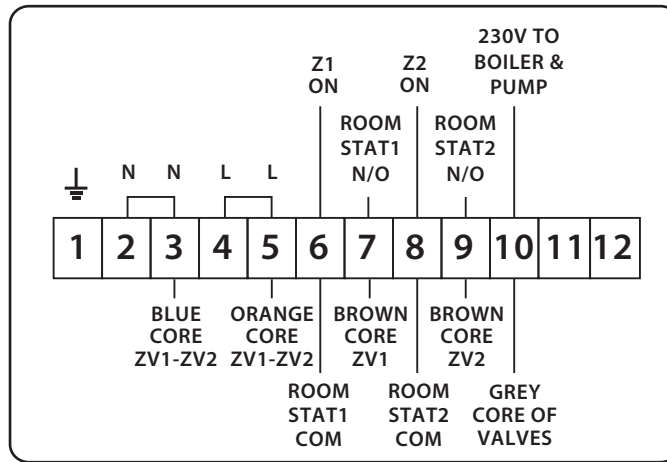
Room Thermostat (2)



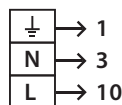
#### HEATING VALVE (ZV1)



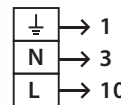
#### HEATING VALVE (ZV2)



#### WIRING CENTRE



BOILER



PUMP



EPH Controls Ireland

sales@ephcontrols.com www.ephcontrols.com

EPH Controls UK

sales@ephcontrols.co.uk www.ephcontrols.co.uk