

CRF2P-211221 / CRF2P-221221 S Plan Wireless Pack

Wiring Diagram

Components:

- 1 x 2 Channel Wireless Programmer
- 2 x 2 Port Motorised Valve
- 1 x Wireless Room Thermostat
- 1 x Hardwired Pipe / Cylinder Thermostat
- 1 x Wiring Centre



CAUTION!

Consult the boiler installation instructions before wiring!

Boiler manufacturers wiring schematics may vary:

- A permanent power supply may be required
- An overrun function may be required
- A volt-free signal from the motorised valves limit switches may be required

SPUR FUSED @ 3A



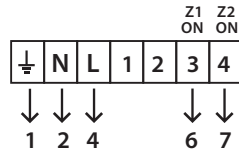
R27-RF

Wireless Programmer



RFR

Room Thermostat

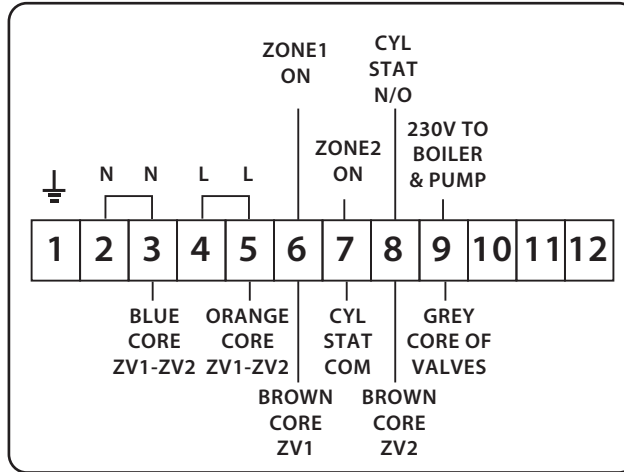
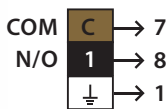


HEATING VALVE (ZV1)



WRP

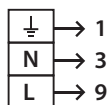
Pipe / Cylinder Thermostat



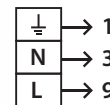
HOT WATER VALVE (ZV2)



WIRING CENTRE



BOILER



PUMP



EPH Controls Ireland

technical@ephcontrols.com www.ephcontrols.com

EPH Controls UK

technical@ephcontrols.co.uk www.ephcontrols.co.uk