

# CRF2P-212201 / CRF2P-222201 S Plan Wireless Pack

## Wiring Diagram

### Components:

- 1 x 2 Channel Wireless Programmer
- 2 x 2 Port Motorised Valve
- 2 x Wireless Room Thermostat
- 1 x Wiring Centre



**CAUTION!**

Consult the boiler installation instructions before wiring!

Boiler manufacturers wiring schematics may vary:

- A permanent power supply may be required
- An overrun function may be required
- A volt-free signal from the motorised valves limit switches may be required

#### SPUR FUSED @ 3A



#### R27-RF

Wireless Programmer



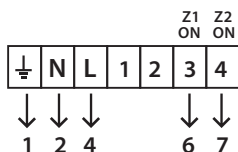
#### RFR

Room Thermostat (1)



#### RFR

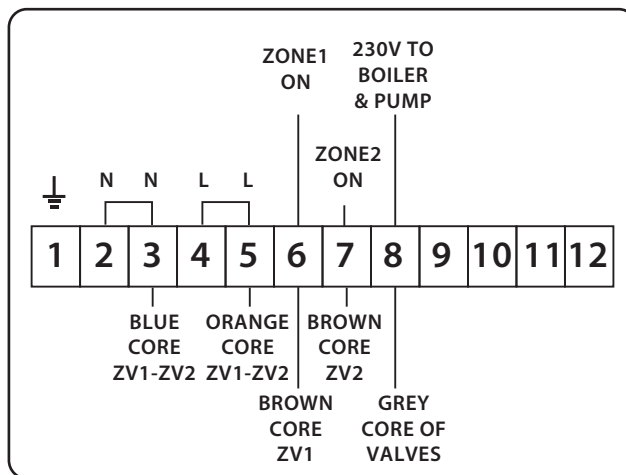
Room Thermostat (2)



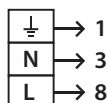
#### HEATING VALVE (ZV1)



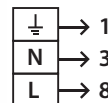
#### HEATING VALVE (ZV2)



#### WIRING CENTRE



BOILER



PUMP



EPH Controls Ireland

technical@ephcontrols.com www.ephcontrols.com

EPH Controls UK

technical@ephcontrols.co.uk www.ephcontrols.co.uk