

CRF3P-313201 / CRF3P-323201 3 Channel Wireless Pack

Wiring Diagram

Components:

- 1 x 3 Zone Wireless Programmer
- 3 x 2 Port Motorised Valves
- 3 x Wireless Room Thermostat
- 1 x Wiring Centre



CAUTION!

Consult the boiler installation instructions before wiring!

Boiler manufacturers wiring schematics may vary:

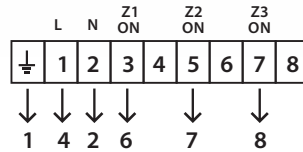
- A permanent power supply may be required
- An overrun function may be required
- A volt-free signal from the motorised valves limit switches may be required

SPUR FUSED @ 3A



R37-RF

Programmer



HEATING VALVE (ZV1)



RFR

Room Thermostat (1)



HEATING VALVE (ZV2)



RFR

Room Thermostat (2)

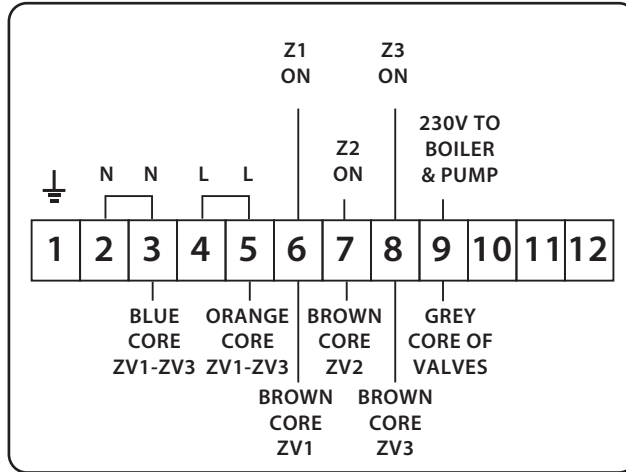


HEATING VALVE (ZV3)

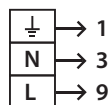


RFR

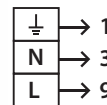
Room Thermostat (3)



WIRING CENTRE



BOILER



PUMP



EPH Controls Ireland

sales@ephcontrols.com www.ephcontrols.com

EPH Controls UK

sales@ephcontrols.co.uk www.ephcontrols.co.uk