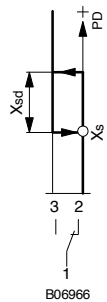
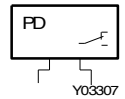


→ PDS 23.901

DDL: Monitor for fine differential pressure

Diaphragm-type pressure monitor for monitoring the airflow in ventilation and air-conditioning applications.

Housing of polycarbonate; variable upper switching point; setpoint is visible from the outside through the transparent cover. With fixing bracket, fitting and connecting accessories, plus 2 metres of PVC tubing. With gold contacts.



Type	Switching range		Switching difference	Weight [kg]	EUR
	[KPa]	[mbar]	[mbar]		
DDL 103 F001	0.02...0.3	0.2...3	approx. 0.2	0.1	
DDL 105 F001	0.05...0.5	0.5...5	approx. 0.3	0.1	
DDL 120 F001	0.5...2.0	5.0...20	approx. 1.0	0.1	
Contact rating	max. 5(0.8) A, 250 V~ min. 10 mA, 24 V=~/~		Permissible ambient temp. Permissible temp. of medium	-30...85°C -30...85°C	
Cable inlet	Pg 11		Type of protection	IP 54 (EN 60529)	
Max. operating pressure	50 mbar		Schematic	A05723	
Pressure connections	Ø 6.2 mm		Dimension drawing	M05724	
			Fitting instructions	MV 505529	

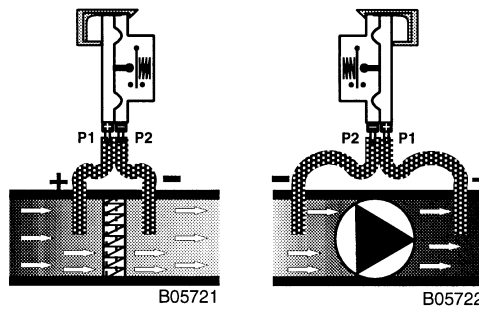
Operation

If the differential pressure rises above the upper switching point (variable setpoint X_s), the contacts change over from 1-2 to 1-3. If the pressure falls below the upper switching point by an amount equivalent to the fixed switching difference X_{sd} , the contacts change back from 1-3 to 1-2.

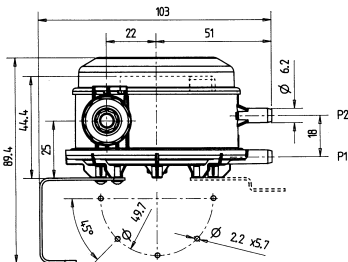
Engineering and fitting notes

For filter monitoring, connector P1 (+) is connected with the air duct in front of, and connector P2 (-) behind, the filter in the direction of the airflow (see B05721).

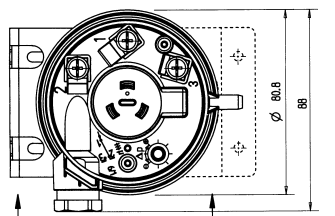
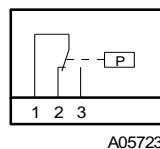
For fan monitoring, connector P1 is connected with the air duct (+) on the pressure side after the fan, and connector P2 (-) is connected in front of the fan (see B05722).



Dimension drawing



Wiring diagram



Winkel A+C werkseitig an dieser Position montiert
Winkel B werkseitig an dieser Position montiert

M05724

Brackets A & C fitted ex works at this position.

Bracket B fitted ex works at this position.